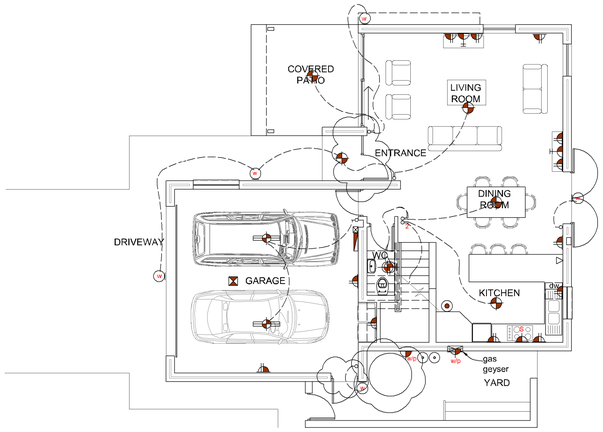

GROUND FLOOR ELECTRICAL PLAN scale 1:100

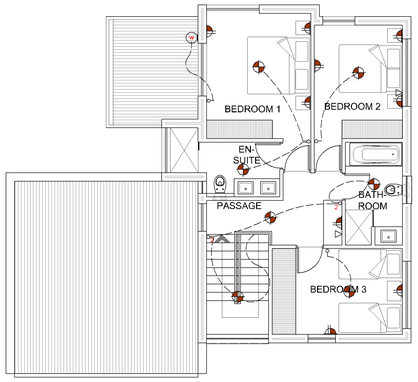

FIRST FLOOR ELECTRICAL PLAN scale 1:100

WATER RETICULATION LEGEND

	cold water bitap with hose connection.
	coldwater stop cock
	shower mixer and rose
	kitchen mixer tap
	toilet cistern complete with lid and fittings with stop cock 300mm above finished floor level.
	bath mixer tap with telephone shower.
	wash hand basin mixer tap.
	washing machine cold water coupling with stop cock 1100mm above finished floor level.
	Hot & Cold water rising between Floor levels
	cold water pipe
	hot water pipe
M	position for water meter.
	non return valve & hi flo pressure control valve from KWIKOT
	Master box & balanced water pressure
	20 liter LED Outdoor Gas Geyser in recessed wall, top to be 1200mm from F.F.L.

DISCRIPTION OF SYSTEM AND MATERIALS TO BE USED.
DOMESTIC USE AND FIRE PROTECTION:
The branches for domestic use are taken from the main supply.Each branch must be provided with its own isolating valve.

UNDERGROUND WATER PIPING:
All piping in the ground to be of class 16 high density polyethylene or thin wall hard drawn copper.

ABOVE GROUND WATER PIPING:
All piping above ground level but concealed in roofs and ducts must be thin wall hard drawn copper pipe.

HOT WATER PIPING:
Hot water piping to be of thin wall hard drawn copper for all dimensions.
All hot water pipes must be insulated with approved patent pipe insolation.

PROTECTION OF PIPES:
Water pipes in buildings should be exposed to facilitate maintenance,where it is necessary to run a pipe beneath the building it must be sleeved so that it can be withdrawn.

ISOLATING VALVES:
Isolating valves must be provided at all important points & junctions.No stop cocks are to be used on hot water reticulation.

SCHEDULE OF AREAS:

GROUND FLOOR:	117.7m²
FIRST FLOOR:	78m²
COVERED PATIO:	10m²
OPEN STOEPS:	8m²
YARD:	17m²
TOTAL Covered Area incl. Patio:	205.7m²
ERF AREA:	296m²
HOUSE FOOTPRINT:	131m²
COVERAGE:	44%

ELECTRICAL LEGEND

	main electrical distribution board & pre-paid meter.
	double 15 amp wall plug 300mm above finished floor level (1200mm above ffl in kitchen)
	single 15 amp wall plug 300mm above finished floor level (1200mm above ffl in kitchen)
S	30 amp single phase stove connection with isolator against wall 1200 above f.f.l.
S	15 amp water proof wall plug 300mm above finished floor level
	dstv socket outlet point
	ceiling mounted light armature point 6w - led lights
	watertight light amature point 2100mm high vertically mounted against wall, 6w - led lights
	single light switch wall mounted 1200mm above f.f.l.
	double light switch wall mounted 1200mm above f.f.l.
2	two way light switch wall mounted 1200mm above f.v.l.
D	single light switch wall mounted 1200mm above f.f.l. with dimmer switch
	dimmable low voltage down lighter, 5w - led lights, ceiling mounted.
	1200mm fluorescent light fitting
	telephone point mounted 300mm above f.f.l.
	intercom system as per manufacturer's design
	point for remote controlled electrically operated garage door
	heated towel rail, point @ 1050mm a.f.f.l
G	position for 100 litre electric geyser mounted in ceiling space
	Gas Geyser recessed in wall as per Manufacturer's design.
	watertight single light switch wall mount 1200mm above f.f.l.
	light amature point with downlight tube above Kitchen worktop, 6w - led lights
	light amature point 2100mm high mounted against wall, 6w - led lights
	gas geyser control box wall mounted 1200mm above f.f.l.

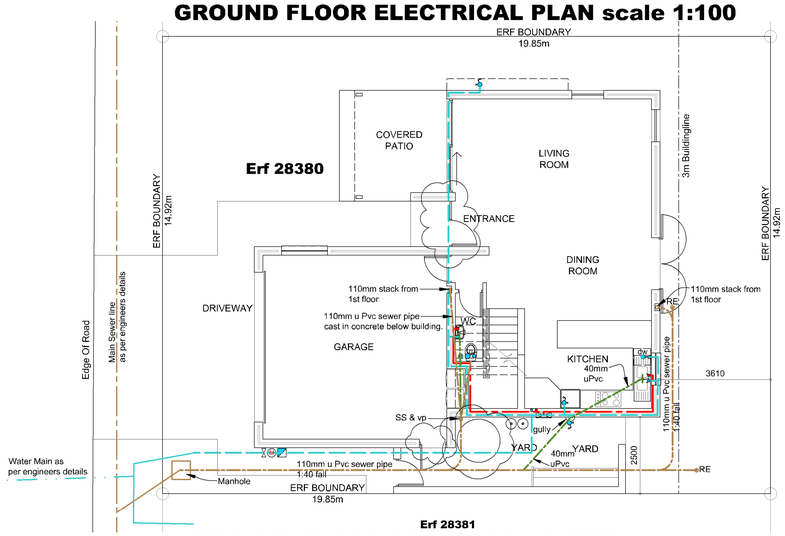

GROUND FLOOR DRAINAGE, WATER & GAS RETICULATION PLAN scale 1:100

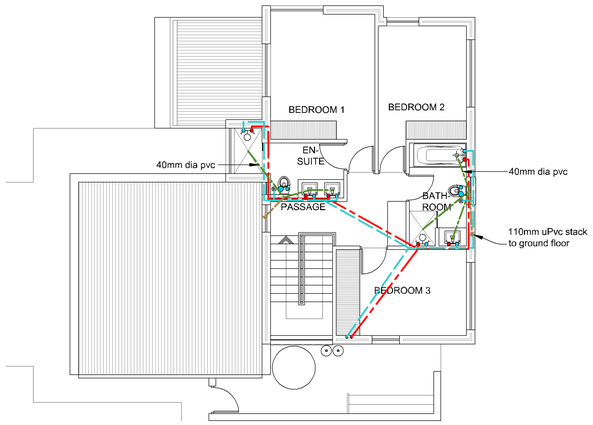

FIRST FLOOR DRAINAGE & WATER RETICULATION PLAN scale 1:100

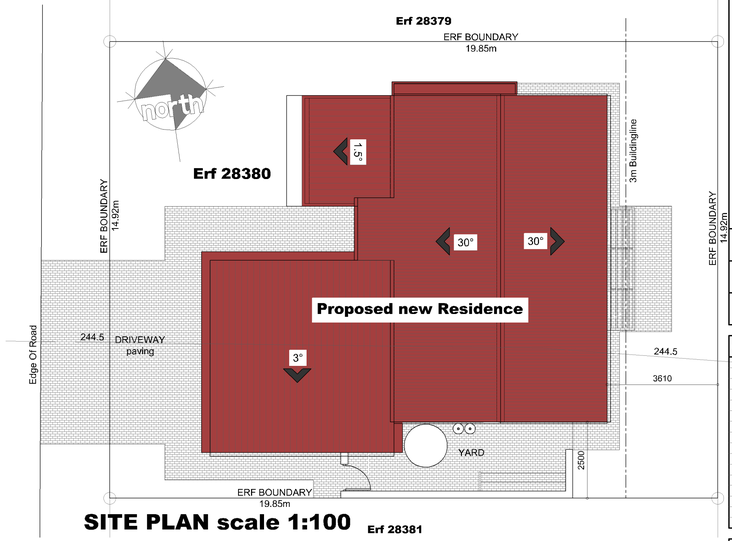

SITE PLAN scale 1:100

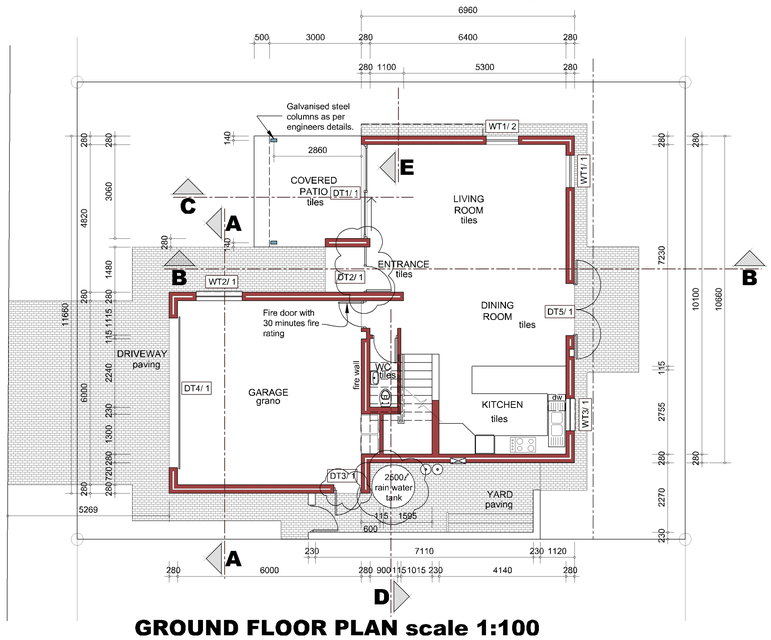

GROUND FLOOR PLAN scale 1:100

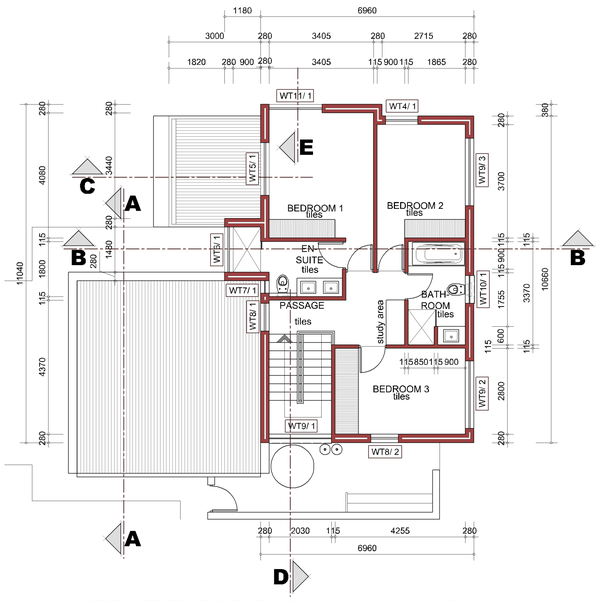

FIRST FLOOR PLAN scale 1:100

LOCALITY PLAN scale 1:1000

hersien revision	beskrywing description	datum date	get. dwn
A	DT3/1 changed to aluminium door Removed plinth from under watertank DT2/1 changed to aluminium door	07/06/18	JY

TAKE NOTE:

DIMENSIONS SCALED OFF THE DRAWINGS ARE NOT VALID. ALL DRAWINGS AND DIMENSIONS MUST BE CHECKED ON SITE BEFORE ANY MATERIALS ARE ORDERED OR BUILDING WORK COMMENCES.
ANY DISCREPANCIES BETWEEN DRAWINGS AND QUERIES MUST BE DIRECTED TO THE ARCHITECT FOR APPROVAL.
COPYRIGHT OF THESE DRAWINGS IS PROTECTED AND RESERVED IN TERMS OF THE ARCHITECTS ACT 35 OF 1970 AND THE COPYRIGHT ACT 98 OF 1978 AND ANY UNAUTHORIZED INFRINGEMENT THEREOF OR REPRODUCTION WILL BE UNLAWFUL.

THE AUTHOR'S RIGHTS ARE RESERVED.

LET WEL:

GEEN MATES MOET VAN TEKENINGE AFGESKAAL WORD NIE. ALLE TEKENINGE EN AFMETINGS MOET OP TERREIN NAGEGAAN WORD ALVORENS ENIGE MATERIAAL BESTEL WORD OF BOUWERK IN AANVANG NEEM.
ENIGE TEENSTRYDIGHEID TUSSEN TEKENINGE EN ENIGE NAVRAE MOET VERWYS WORD NA DIE ARGITEK VIR QOEDKEURING.
KOPIEREG VAN HIERDIE TEKENINGE WORD BESKERM EN VOORBEHOU IN TERME VAN DIE ARGITEKSWET 35 VAN 1970 EN DIE KOPIEREGWET 98 VAN 1978 EN ENIGE ONGEMAGTIGDE OORTREDINGS OF REPRODUKSIE SAL ONWETTIG WEES

DIE OUTEUR SE REGTE WORD BEHOU.

SDK ARCHITECTS

131 Mitchell Street
PO Box 845
George 6530
Tel. 044 874 2304/5
Fax. 044 874 2307
Cell. 082 896 5647
www.sdkarchitects.com
info@sdkarchitects.com

SKETCH PLAN

FOR INFORMATION ONLY

FOR CONSTRUCTION

projekbeskrywing / project description
Proposed new Residence on ERF 28380, Kraaibosch Ridge, George.

tekeningbeskrywing / drawing description
PLANS

nasien / check: AdT	skaal / scale: as indicated
datum / date: Start datum	tekening no. / drawing no.: 28380/001
werk nr / proj. no.: 1708	A

Z:\PROJECTS\2017\1708 Kraaibosch Ridge Group Housing\Werkstekeninge\Finaal\Erf 28380 rev B.dwg