BASEMENT PLAN
scale 1:100



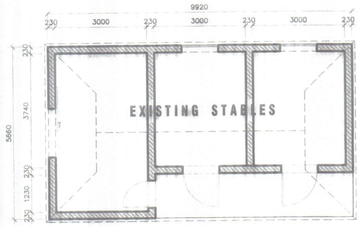

STABLES PLAN
scale 1:100

GROUND FLOOR PLAN
scale 1:100

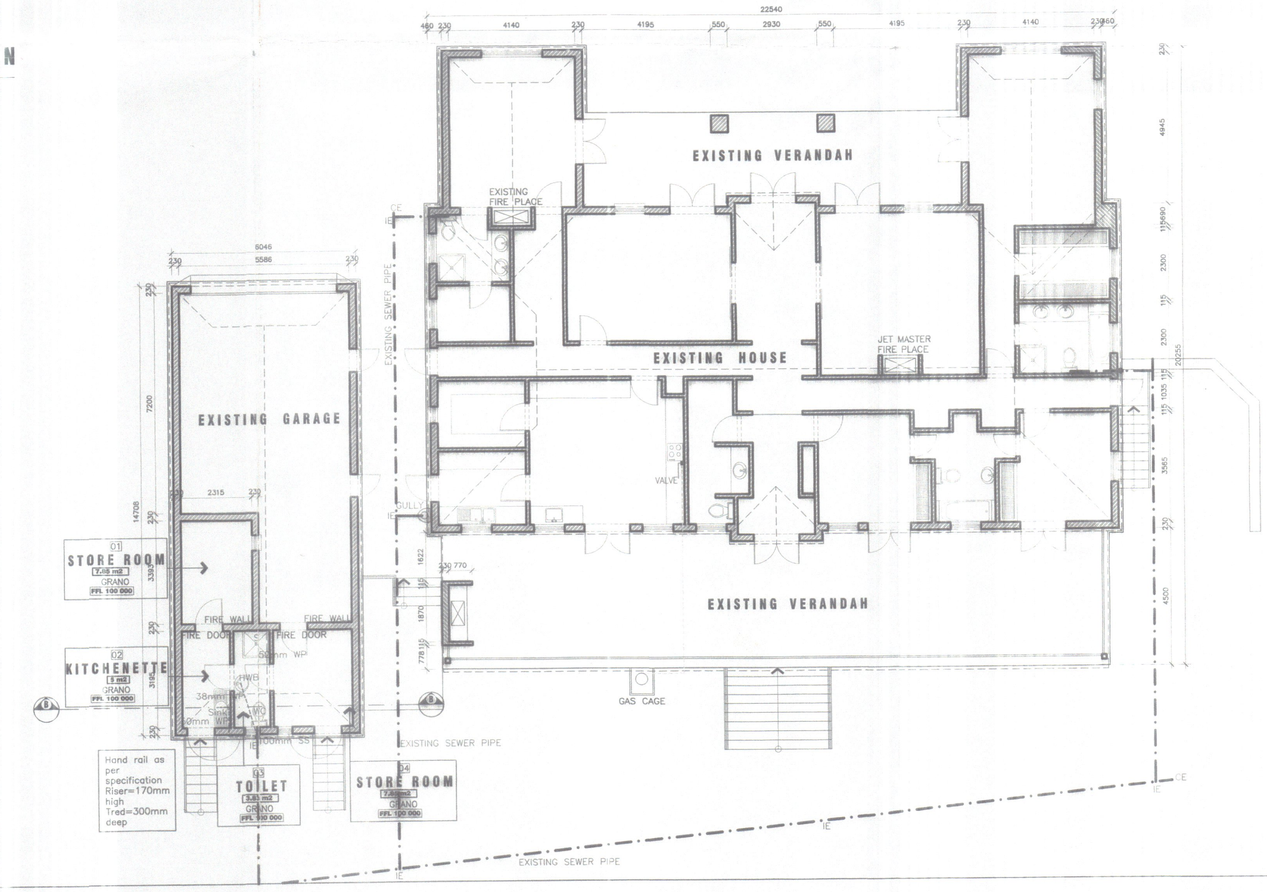

PROJECT INFORMATION

ERF 472, CORNWALL HILL ESTATE IRENE X 9, PRETORIA		
STAND AREA	8434 m2	
EXIST. HOUSE	288.13 m2	
EXIST. VERANDAH NORTH	37.45 m2	
EXIST. VERANDAH SOUTH	97.62 m2	
EXIST. GARAGE	68.21 m2	
EXIST. STABLES CONVERTED TO COTTAGE	271.27 m2	
STABLES	56.14 m2	
TOTAL AREA EXISTING	818.82 m2	
BASEMENT	46.21 m2	
ADDITIONS TO COTTAGE	12.85 m2	
SERVANT'S QUARTERS	20.70 m2	558.32
TOTAL AREA NEW	79.76 m2 X	
TOTAL AREA	898.58 m2	
	ALLOWED	ACTUAL
COVERAGE	40 %	10 %
FAR	0.6	0.1
HEIGHT	8.5 m	4 m
ROOF PITCH		35 DEGREES
BUILDING LINES	STREET: 10 m	
BUILDING LINES	SIDE: 10 m	
BUILDING LINES	BACK: 10 m	

ERF 472, CORNWALL HILL ESTATE IRENE X 9, PRETORIA	
FINISHING SCHEDULE	
IRENE STONE CLADDING	TO MATCH EXISTING
PLASTER & PAINT	TO MATCH EXISTING
ROOF	CHROMADEK CORRUGATED IRON TO MATCH EXISTING
WINDOWS	WHITE STEEL FRAMES TO MATCH EXISTING
DOORS	WOODEN DOOR FRAMES
AWNINGS	NOT APPLICABLE
PAVING	TO MATCH EXISTING

CITY OF TSHWANE
CITY PLANNING & DEVELOPMENT
2015-07-15
BUILDING PLAN AND MANAGEMENT REGION 4
APPROVED

NOTE:

LAWS:

USE AND INTERPRATATION OF ALL ASPECTS OF THIS DRAWING SHALL BE IN ACCORDANCE WITH SANS10400 AND ALL OTHER RELEVANT NATIONAL AND MUNICIPAL LAWS, REGULATIONS AND REQUIREMENTS.

DIMENSIONS:

DIMENSIONS SHALL NOT BE SCALED OFF THE DRAWING AND ONLY INDICATED DIMENSIONS SHALL BE USED. ANY VARIATIONS MUST BE REPORTED TO THE ARCHITECT IMMEDIATELY.

SPECIFICATIONS:

THE CONTRACTOR SHALL NOT SUBSTITUTE ANY INDICATED SPECIFICATION WITHOUT THE PRIOR CONSENT OF THE ARCHITECT. THIS DRAWING SHOULD BE READ IN CONJUNCTION WITH ALL OTHER DRAWINGS AND SCHEDULES.

COPYRIGHT:

THIS DRAWING IS COPYRIGHTED. COPYRIGHT STRICTLY RESERVED BY MARIDA YEATMAN ARCHITECT.

notes/notas

A : Detail/Section No.
B : Location Drawing No.

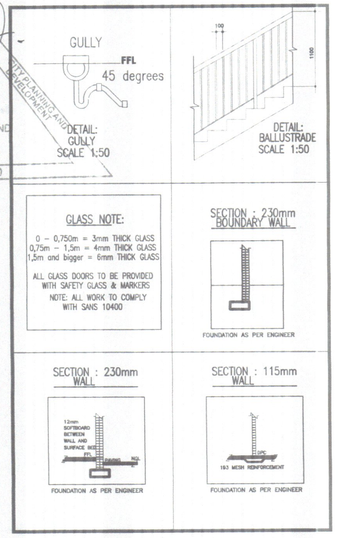

Cornwall Hill HOA
APPROVED BY:
1) .....
2) .....
Date. 10 / 12 / 20 14

KEY PLAN R04/13356/14

marida yeatman
ARCHITECT
P O BOX 12294 VORNA VALEY 1686
TEL 082 494 0598
marida.yeatman@gmail.com

OWNER Wood
DISCIPLINE ARCHITECT MARIDA YEATMAN PARCH 5577 2015/12/
DISCIPLINE ENGINEER
PROJECT TITLE: **ADDITIONS: HOUSE WOOD**
ERF DESCRIPTION: PORTION 472 OF THE FARM DOORNKLOOF 391-JR
DWG TITLE: **PLANS : HOUSE AND STABLES**

DRAWN BY M. YEATMAN	SCALE AS SHOWN
DATE NOVEMBER 2014	CHECKED M. YEATMAN
DRAWING NO WOOD-01	REVISION
SET-UP A1/1:1	CAD DWG NAME: 2014-WOOD-100

GFC CONSULTING
Reg No 2007/027289/07
GFC Consulting Engineers
P O Box 11141, Erasmuskloof, Pretoria
G F Combrinck Pr Eng (970122)